

Withwave's Power Divider offers frequency range from 1 to 3 GHz and low insertion loss & VSWR. This divider (PD1030-8-SF) is capable of handling power up to 30 Watts.

■ Features

- 8 Way Type
- SMA Connector (Female)
- Power Handling : 30 Watt

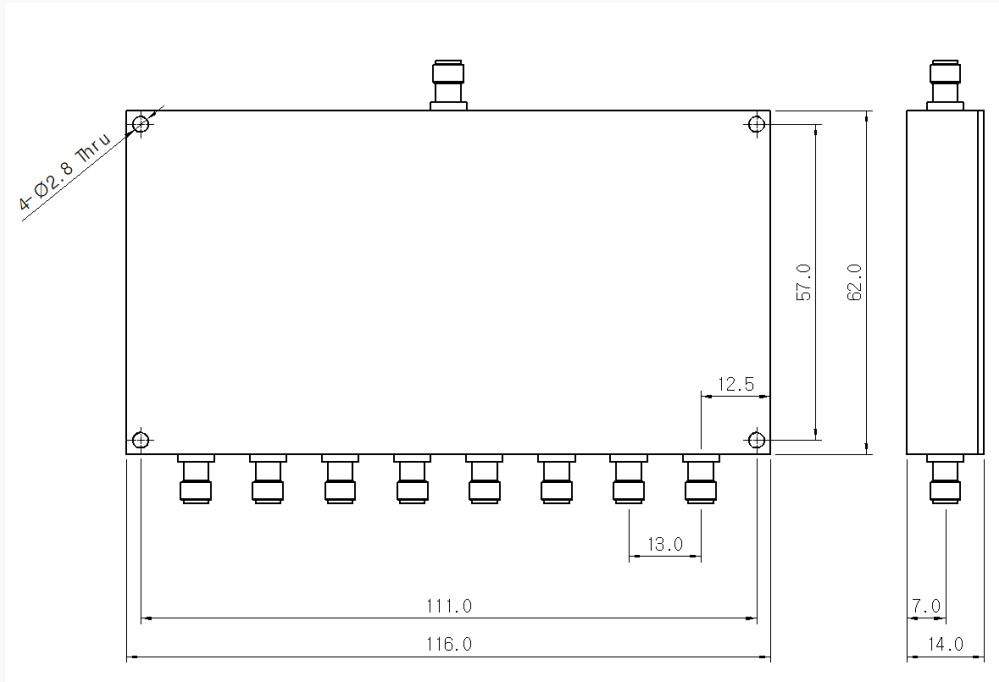


■ Specification

Scope	Specification	PD1030-8-SF
Electrical	Impedance	50 Ohm
	Freq. range	1 to 3 GHz
	Insertion Loss (Max.)	10.8 dB
	Isolation (Min.)	18 dB
	VSWR (Max.)	Input 1.35 : 1 Output 1.25 : 1
	Amplitude Imbalance	± 0.4 dB
	Phase Imbalance	± 4 degree
	Power Handling	30 W
Reverse Power	2 W	
Mechanical & Environmental	Port Connector	SMA (Female)
	Weight	210 g
	Operation Temperature	-55 °C to +85 °C

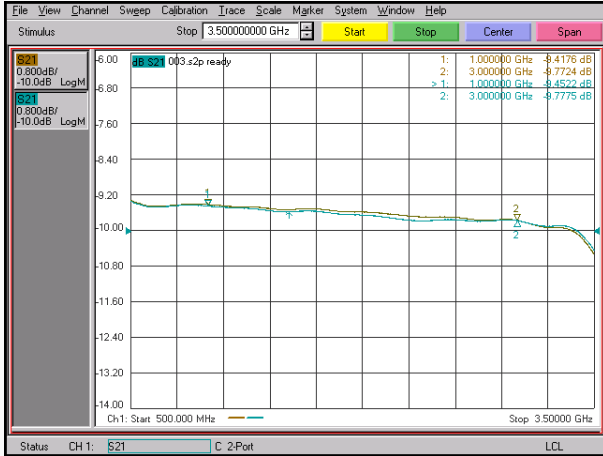
■ Drawing

Unit : mm

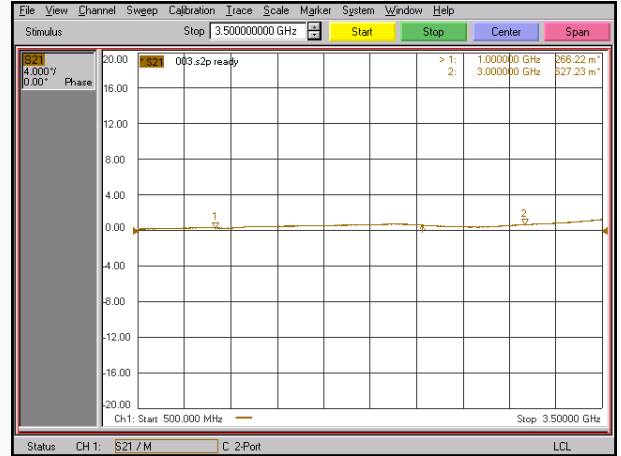


Measurement

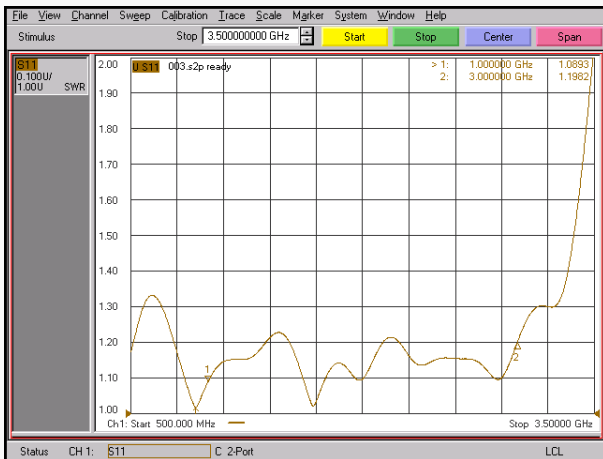
Insertion loss/Amplitude imbalance



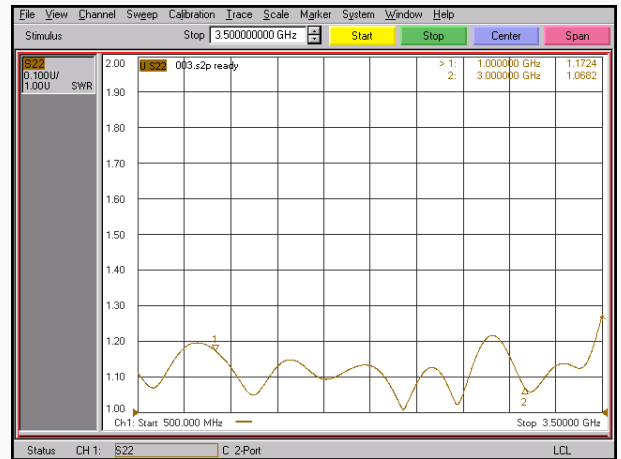
Phase Imbalance



Input VSWR



Output VSWR



Isolation

