

Withwave's Power Divider offer frequency range from DC to 40 GHz and low insertion loss & VSWR.

This divider (PD00400-2-KF) have high power handling capacity up to 1 Watt



■ Features

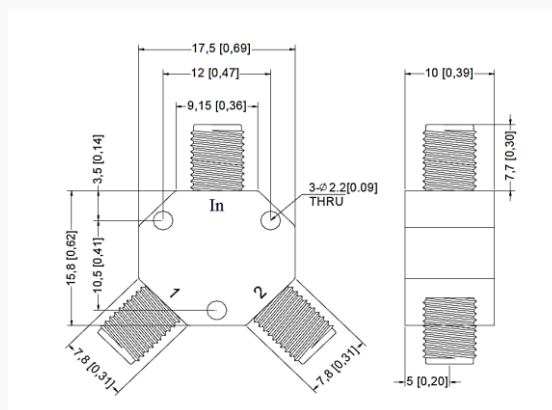
- 2 Way Type
- 2.92 mm Connector (Female)
- Peak Power : 1 Watt (Max.)

■ Specification

Scope	Specification	PD004000-2-KF
Electrical	Impedance	50 Ohm
	Freq. range	DC to 40 GHz
	Insertion Loss(Typ.)	7.2 dB
	Isolation(Typ.)	13 dB
	VSWR (Typ.)	Input : 1.3 : 1 Output : 1.8 : 1
	Phase Imbalance (Typ.)	± 4.0 dB
	Amplitude Imbalance (Typ.)	± 0.3 dB
	Forward Power (Max.)	1 Watt
Mechanical	Peak Power (Max.)	10 Watt
	Port Connector	2.92 mm (Female)
	Weight	20.1 g

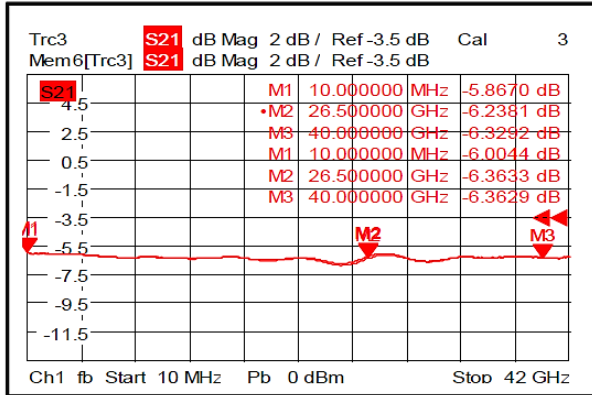
■ Drawing

Unit : mm

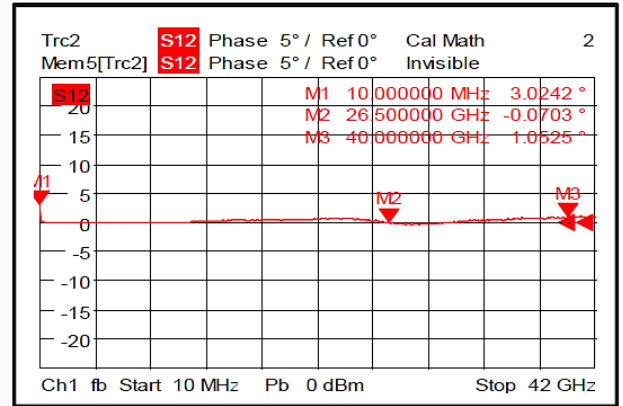


Test Data

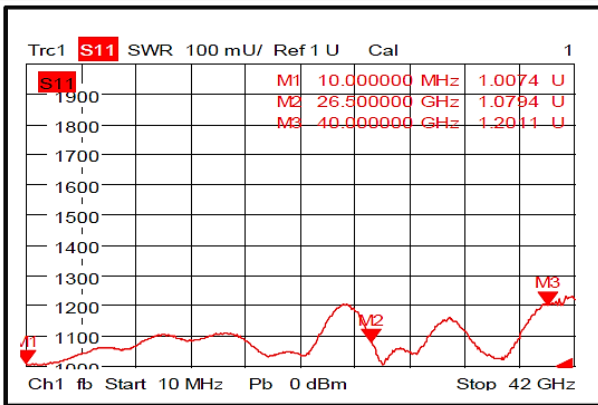
Insertion loss/Amplitude imbalance



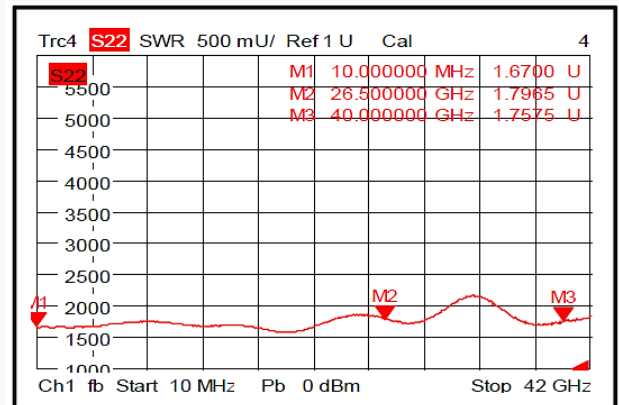
Phase Imbalance



Input VSWR



Output VSWR



Isolation

