

**Withwave's Power Divider** offers frequency range from 0.5 to 6 GHz and low insertion loss & VSWR. This divider (PD0560-8-SF) is capable of handling power up to 25 Watts.



### ■ Features

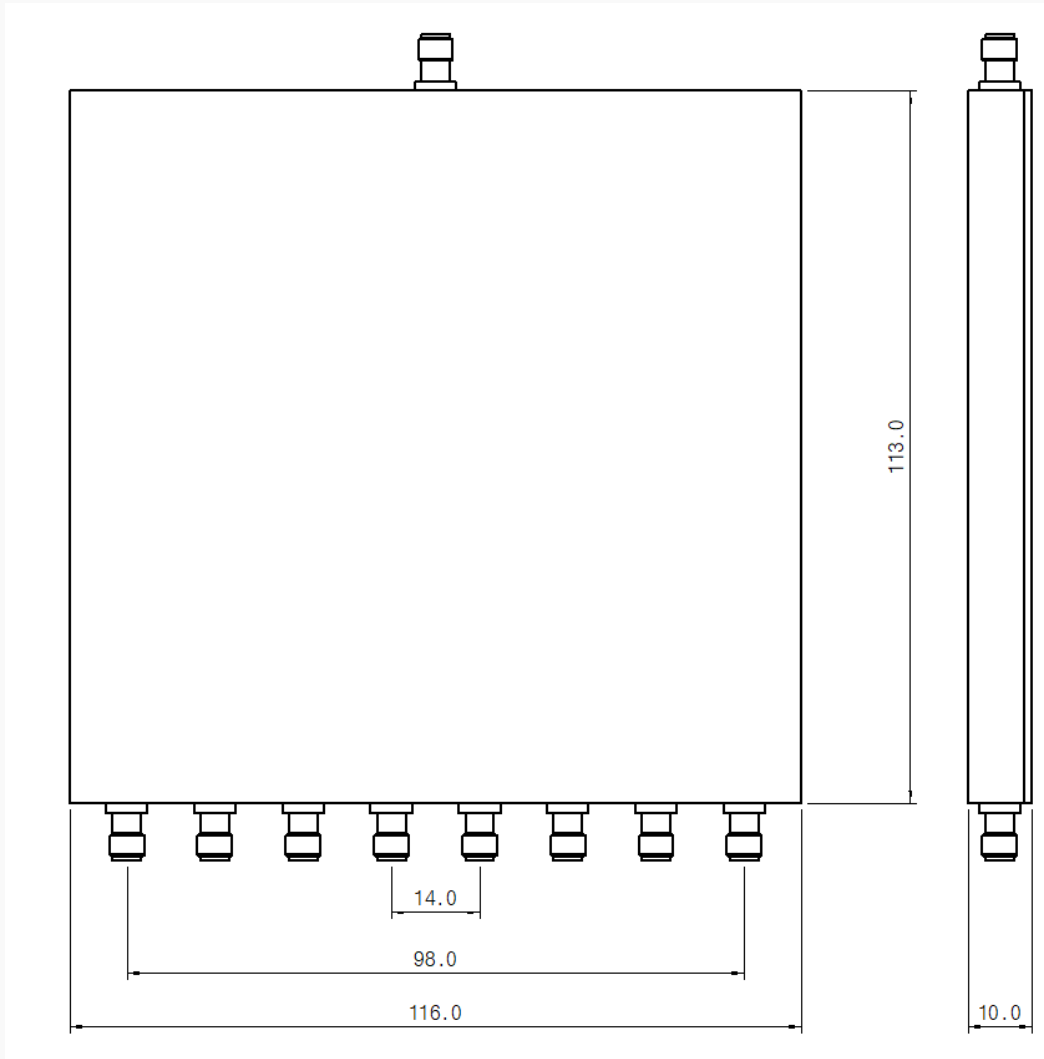
- 8 Way Type
- SMA Connector (Female)
- Power Handling : 25 Watt

### ■ Specification

Scope	Specification	PD-0560-8-SF
Electrical	Impedance	50 Ohm
	Freq. range	0.5 to 6 GHz
	Insertion Loss (Max.)	11.8 dB
	Isolation (Min.)	18 dB
	VSWR (Max.)	Input 1.50 Output 1.30
	Amplitude Imbalance	± 0.5 dB
	Phase Imbalance	± 5 degree
	Power Handling	25 W
	Reverse Power	2 W
Mechanical & Environmental	Port Connector	SMA (Female)
	Weight	260 g
	Operation Temperature	-55 °C to +85 °C

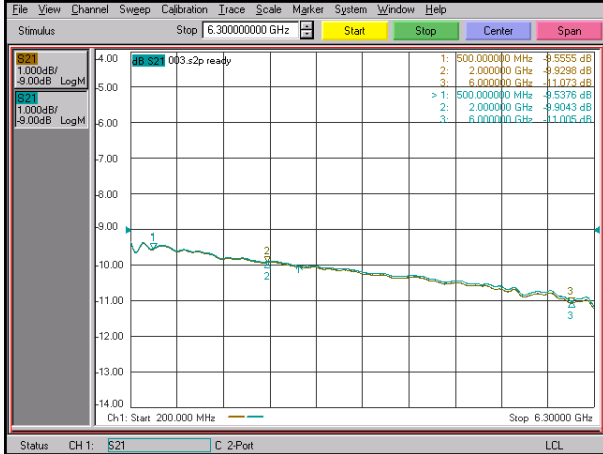
### ■ Drawing

Unit : mm

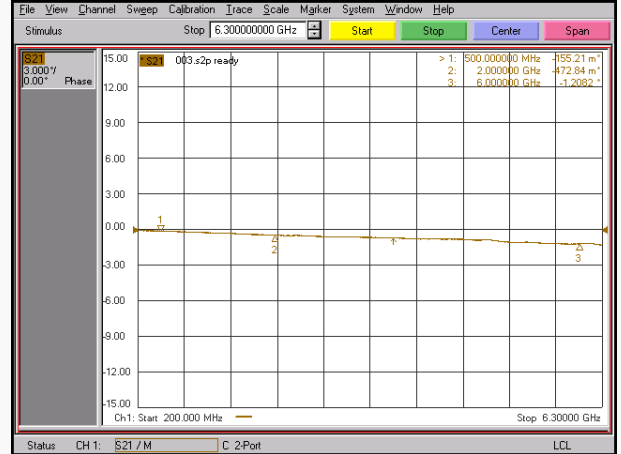


### Measurement

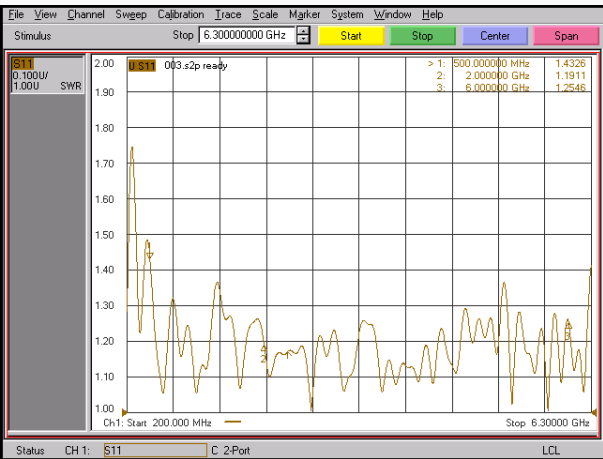
#### Insertion loss/Amplitude imbalance



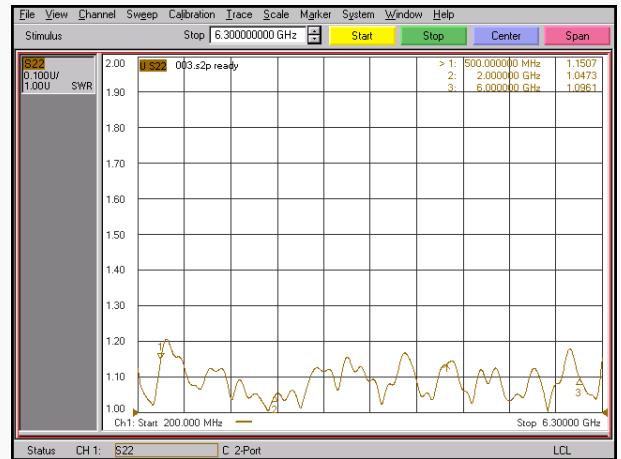
#### Phase Imbalance



#### Input VSWR



#### Output VSWR



#### Isolation

