

**Withwave's Power Divider** offers frequency range from 15 to 26.5 GHz and low insertion loss & VSWR. This divider (PD150265-2-SF) is capable of handing power up to 20 Watts.

### ■ Features

- 2 Way Type
- SMA Connector (Female)
- Power Handling : 20 Watt

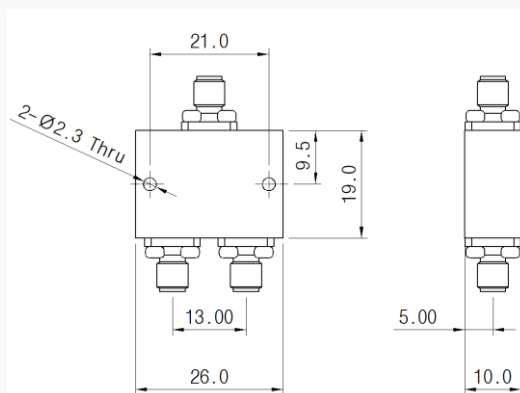


### ■ Specification

Scope	Specification	PD-150265-2-SF
Electrical	Impedance	50 Ohm
	Freq. range	15 to 26.5 GHz
	Insertion Loss (Max.)	3.8 dB
	Isolation (Min.)	>18 dB
	VSWR (Max.)	Input 1.50 Output 1.50
	Amplitude Balance	± 0.3 dB
	Phase Imbalance	± 4 degree
	Power Handling	20 W
Mechanical & Environmental	Port Connector	SMA (Female)
	Operation Temperature	-45 °C to +85 °C

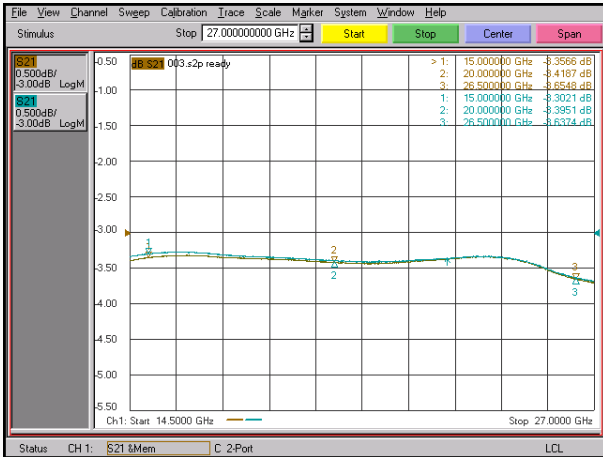
### ■ Drawing

Unit : mm

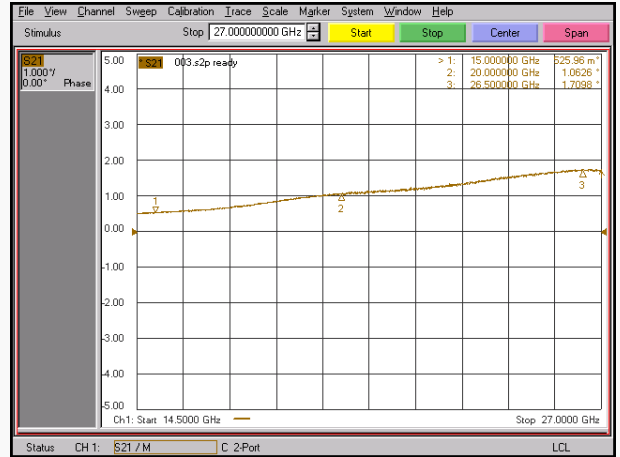


### Measurement

#### Insertion loss/Amplitude imbalance



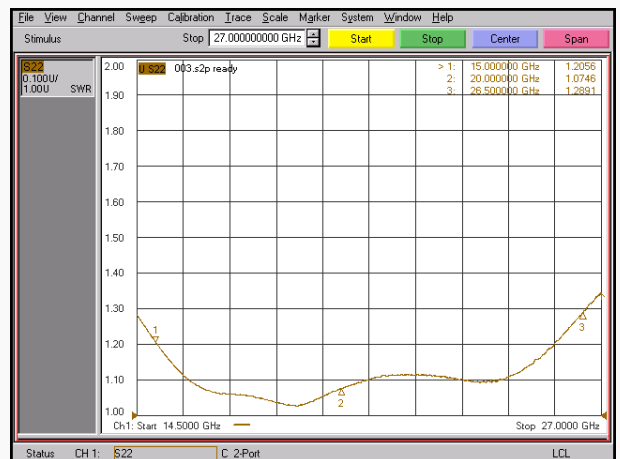
#### Phase Imbalance



#### Input VSWR



#### Output VSWR



#### Isolation

