

**Withwave's Power Divider** offers frequency range from 4 to 8 GHz and low insertion loss & VSWR. This divider (PD4080-2-SF) is capable of handling power up to 30 Watts.



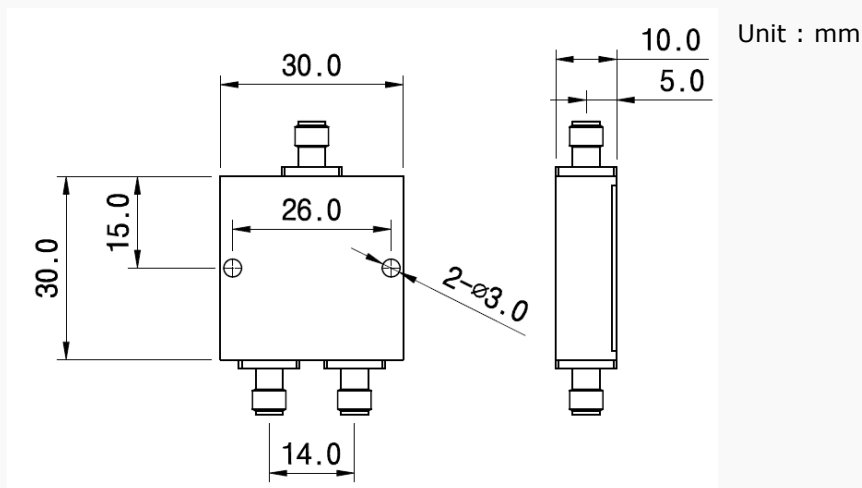
### ■ Features

- 2 Way Type
- SMA Connector (Female)
- Power Handling : 30 Watt (Avg.)

### ■ Specification

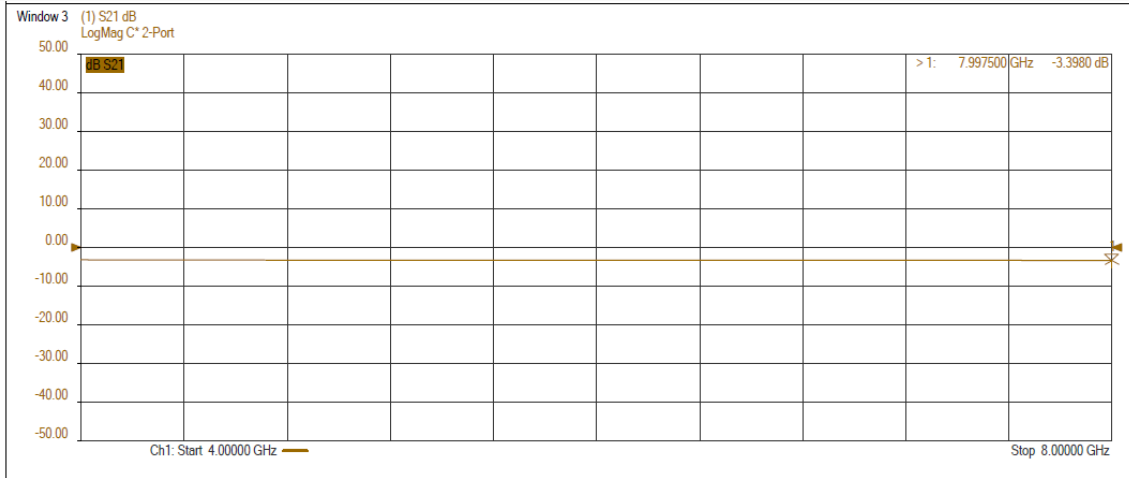
Scope	Specification	PD4080-2-SF
Electrical	Impedance	50 Ohm
	Freq. range	4 to 8 GHz
	Insertion Loss	< -3.4 dB
	Isolation	>20 dB
	VSWR	<1.25 (In) < 1.25 (Out)
	Power Handling	30 W
Mechanical & Environmental	Port Connector	SMA (Female)
	Operation Temperature	-40 °C to +70 °C

### ■ Drawing

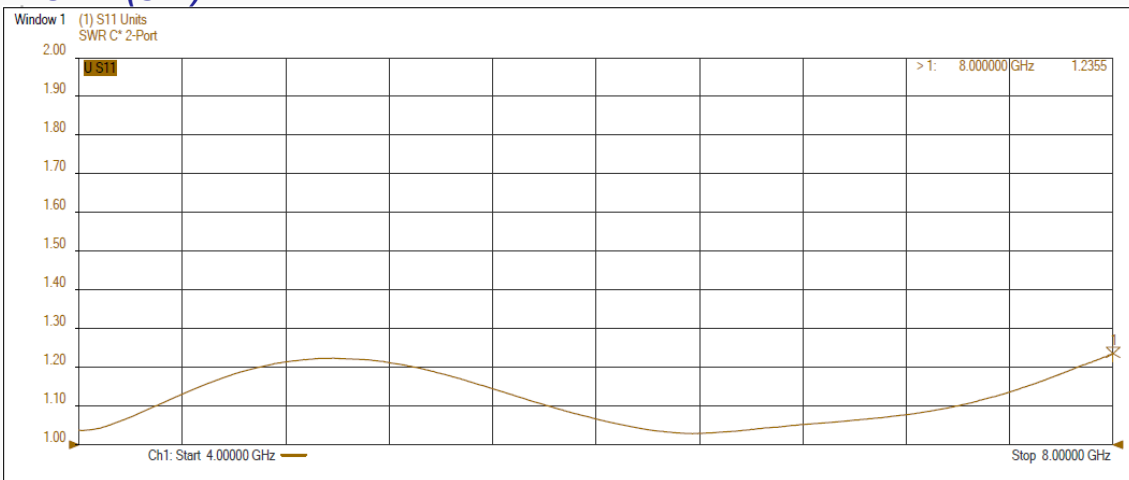


### Measurement (Insertion Loss, VSWR)

#### Insertion Loss (S21)



#### VSWR (S11)



#### VSWR (S22)

