


W6 Series are complete line of high performance flexible microwave cable assemblies. Specially, **W602 Series** have solid PTFE structure to achieve velocity propagation of **70 %**.

These series have excellent RF performance up to **145 GHz with 0.8 mm Connectors**.

■ Features

- Center Conductor : Silver Plated Copper
- Insulator : Solid PTFE
- Outer Conductor 1 : Silver Plated Copper Tape
- Outer Conductor 2 : Silver Plated Copper
- Jacket : FEP



■ Specification

Scope	Specification	W602 (145 GHz)
Physical	Center Conductor (mm)	0.20
	Insulator (mm)	0.66
	Outer Conductor 1 (mm)	0.82
	Outer Conductor 2 (mm)	1.02
	Jacket	1.30
Electrical	Freq. (GHz)	145 GHz
	Characteristic Impedance	50 Ohm
	Velocity of Propagation (%)	Typical 70
	Voltage Withstand (V, DC)	350
	Shielding Effectiveness (dB)	<-90
	VSWR (based on connector selection)	< 1.65 to 145 GHz
Mechanical & Environmental	Weight (g/M)	5.6
	Min. bending radius : Installation (mm) Repeated (mm)	7.0 15.0
	Operating Temperature	-40 ~+85 °C **


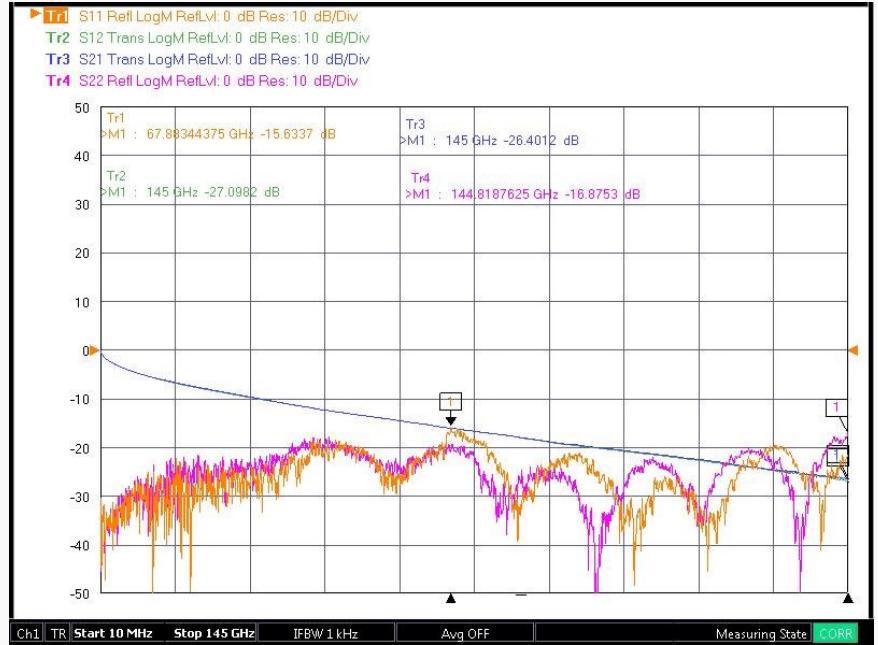
* Adhesive type shrinkable tube: - -40 ~+85 °C / Non-adhesive type shrinkable tube: - -40 ~ + 125 °C

■ **Test Result**

W602 cable assembly

Part No. : W602-DM1DM1-1M

- Frequency : 10 MHz to 145 GHz
- Connector : 0.8 mm (Male)
- Cable Length : 1 Meter

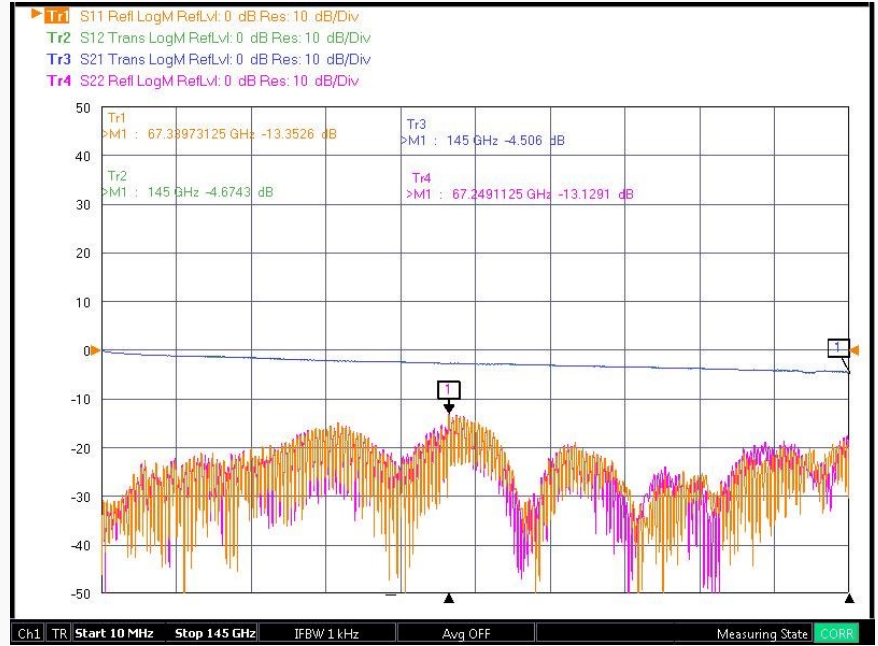


■ **Test Result**

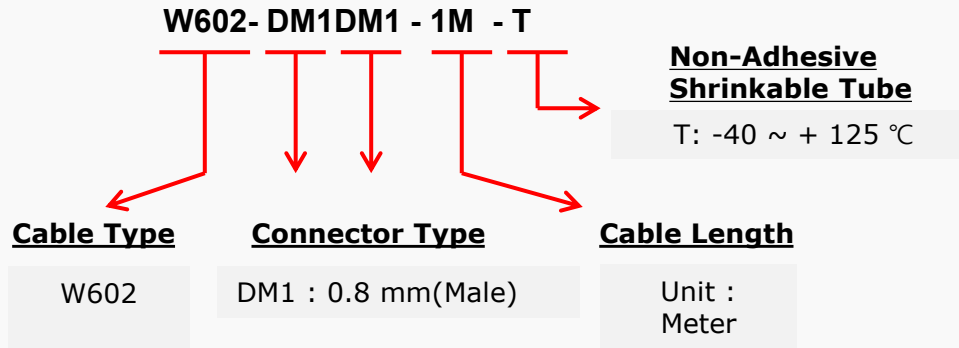
W602 cable assembly

Part No. : W602-DM1DM1-0.15M

- Frequency : 10 MHz to 145 GHz
- Connector : 0.8 mm (Male)
- Cable Length : 1 Meter



■ **Selection Guide**



0.8 mm(Male) Connector



■ **Revision History**

Revision	Date	Changes
Ver 1.0	2023-07-20	Released W602 Series Cable Assembly