


W2 Series are complete line of high performance flexible microwave cable assemblies. Specially, **W251** series have flexible cable characteristics and FEP Solid structure to achieve velocity propagation of **76 %**.

W251 series have excellent RF performance up to 40 & 50 GHz with 2.92 mm & 2.4 mm connectors, respectively.

■ **Features**

- Center Conductor : Silver Plated Copper
- Insulator : FEP Solid
- 1st Outer Conductor : Flat Wire SPC
- 2nd Outer Conductor : Cooper Foil
- Outer Shields :44 AWG Braid
- Jacket : FEP



■ **Specification**

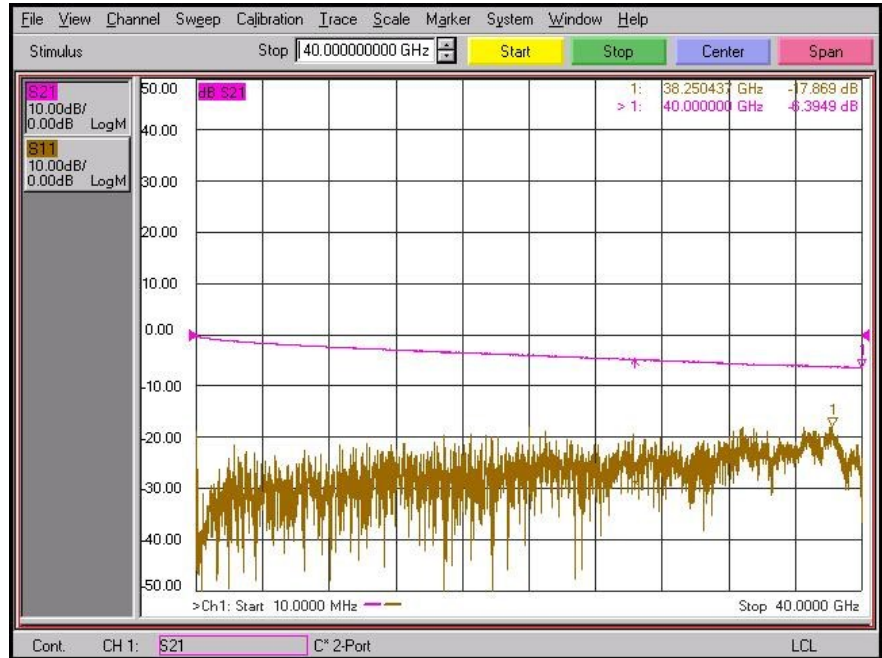
Scope	Specification	W251 (40 & 50 GHz)	
Physical	Center Conductor (mm)	0.57	
	Insulator (mm)	1.85	
	1 st Outer Conductor (mm)	2.05	
	2 nd Outer Conductor (mm)	2.10	
	Shield (mm)	2.29	
	Jacket	2.66	
Electrical	Impedance	50 ± 1 Ohm	
	Velocity of Propagation (%)	Typical 76	
	Capacitance	85 pF/m	
	VSWR (based on connector selection)	1.35 (40 & 50 GHz)	
	Attenuation at 20 °C (including connector loss)	at 6 GHz	1.8 dB/m
		at 10.0 GHz	2.4 dB/m
		at 18.0 GHz	3.4 dB/m
at 26.5 GHz		4.3 dB /m	
at 40.0 GHz		5.6 dB /m	
	at 50.0 GHz	6.5 dB /m	
Mechanical & Environmental	Weight (g/M)	19	
	Min. Bend Radius (mm)	6.0	
	Temperature (Storage)	-65 ~+125°C	

■ **Test Result**

W251 cable assembly

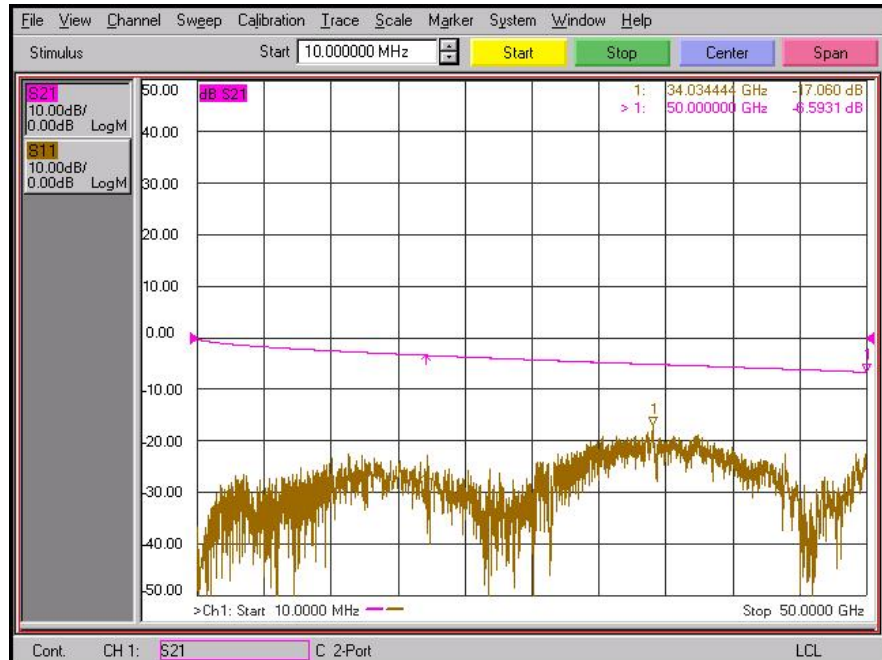
Part No. : W251-KM1KM1-1M

- Frequency : 10 MHz to 40 GHz
- Connector : 2.92 mm (Male)
- Cable Length : 1 meter



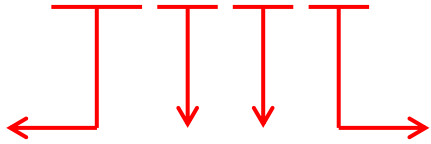
Part No. : W251-2M12M1-1M

- Frequency : 10 MHz to 50 GHz
- Connector : 2.4 mm(Male)
- Cable Length : 1 meter



■ **Selection Guide**

W251- KM1KM1 - 1M



Cable Type

W251

Connector Type

KM1 : 2.92 mm Male
KF1 : 2.92 mm Female
2M1 : 2.4 mm Male
2F1 : 2.4 mm Female

Cable Length

Unit : Meter

