

Withwave's Power Divider offers frequency range from 2 to 4 GHz and low insertion loss & VSWR. This divider (PD2040-2-SF) is capable of handing power up to 30 Watts.



■ Features

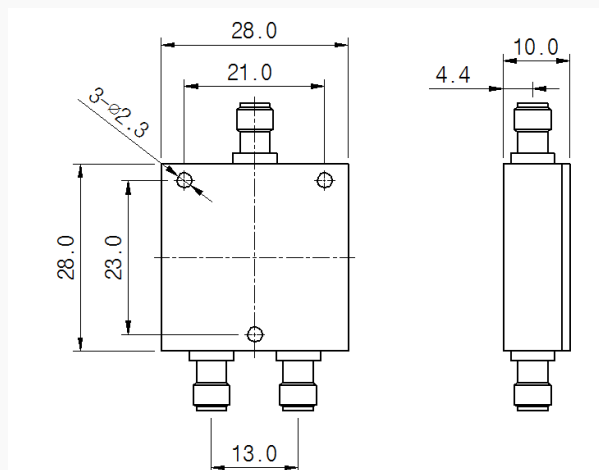
- 2 Way Type
- SMA Connector (Female)
- Power Handling : 20 Watt (C.W)

■ Specification

Scope	Specification	PD2040-2-SF
Electrical	Impedance	50 Ohm
	Freq. range	2 to 4 GHz
	Insertion Loss	<-3.4 dB
	Isolation	>18 dB
	VSWR	<1.25 (Input) < 1.25 (Out)
	Power Handling	C.W : 20 W
	Amplitude Balance	< 0.3 dB
Mechanical & Environmental	Phase Balance	<± 5 degree
	Port Connector	SMA (Female)
	Operation Temperature	-40 °C to +75 °C

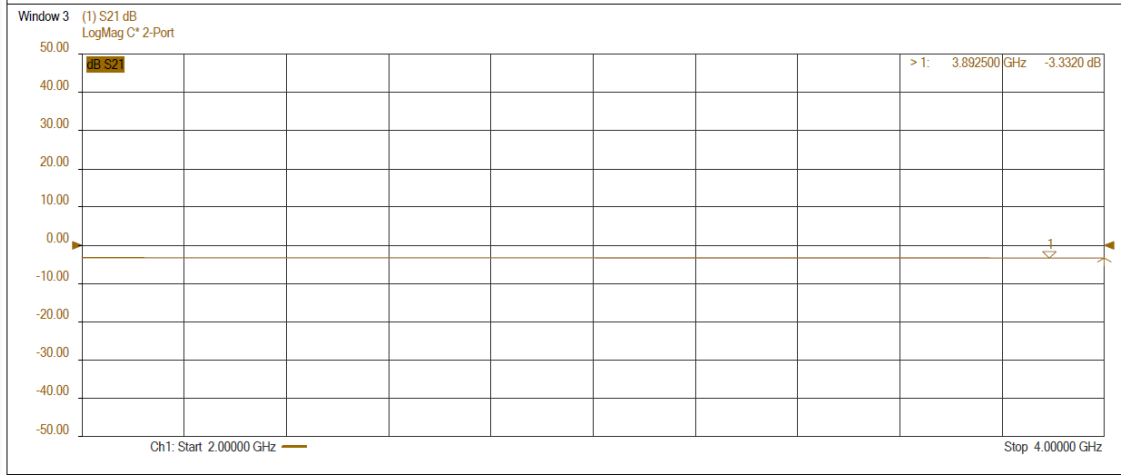
■ Drawing

Unit : mm

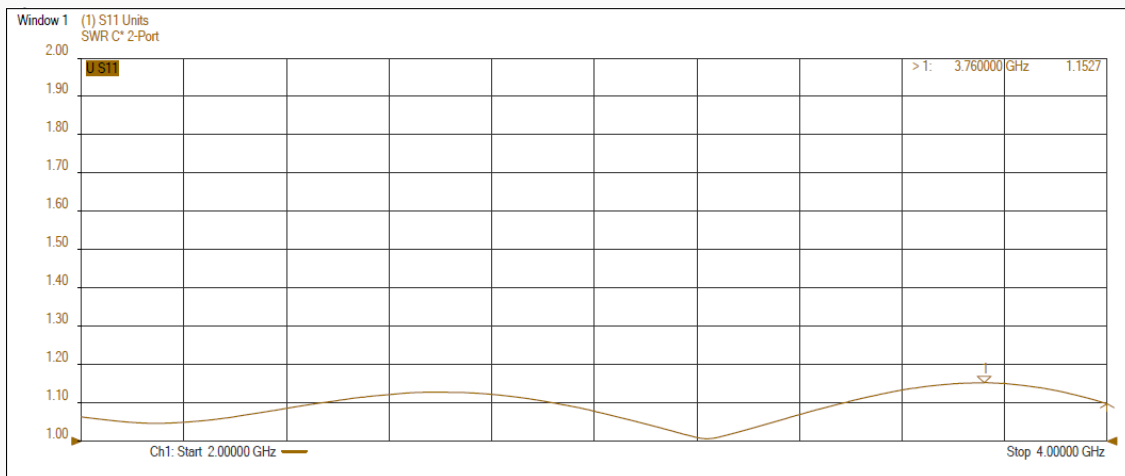


■ Measurement (Insertion Loss, VSWR)

Insertion Loss (S21)



VSWR (S11)



VSWR (S22)

