

Withwave's Power Divider offers frequency range from 4 to 8 GHz and low insertion loss & VSWR. This divider (PD4080-2-SF) is capable of handling power up to 20 Watts.



■ Features

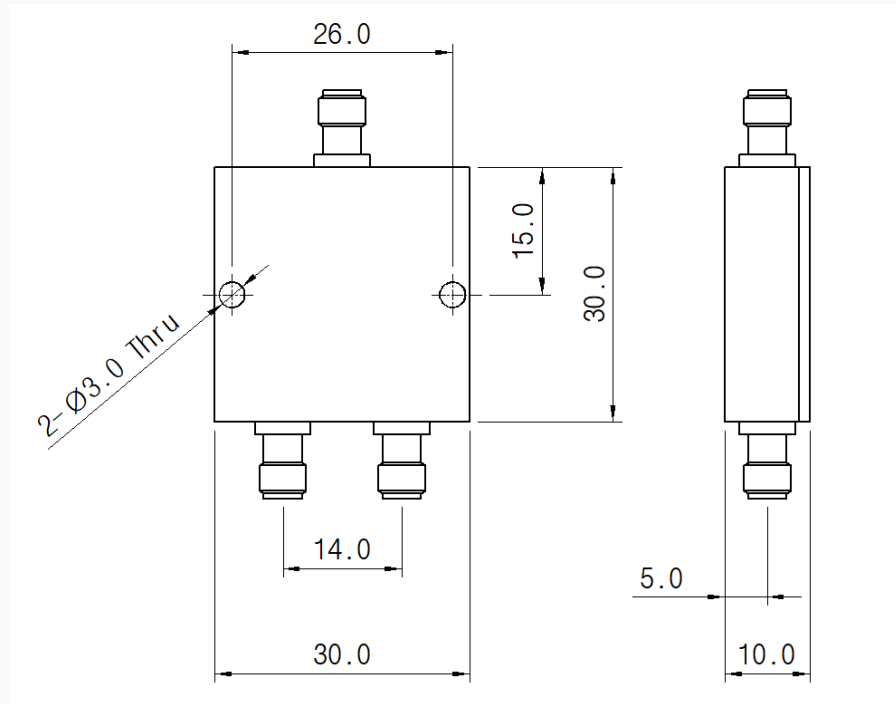
- 2 Way Type
- SMA Connector (Female)
- Power Handling : 20 Watt

■ Specification

Scope	Specification	PD4080-2-SF
Electrical	Impedance	50 Ohm
	Freq. range	4 to 8 GHz
	Insertion Loss (Max.)	3.8 dB
	Isolation (Min.)	18 dB
	VSWR (Max.)	Input 1.30 Output 1.25
	Amplitude Imbalance	± 0.3 dB
	Phase Imbalance	± 3 degree
	Power Handling	20 W
	Reverse Power	2 W
Mechanical & Environmental	Port Connector	SMA (Female)
	Weight	28 g
	Operation Temperature	-55 °C to +85 °C

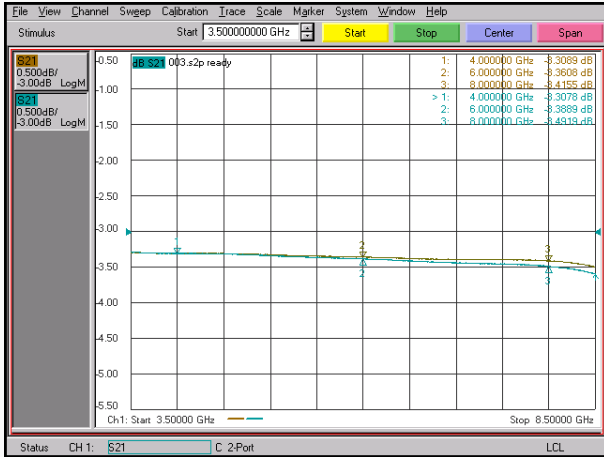
■ Drawing

Unit : mm

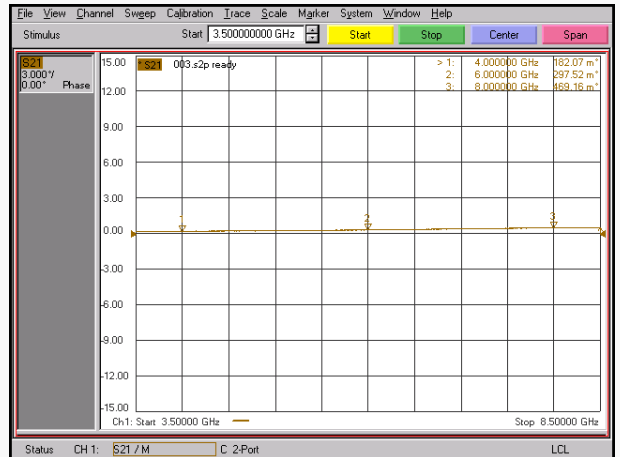


Measurement

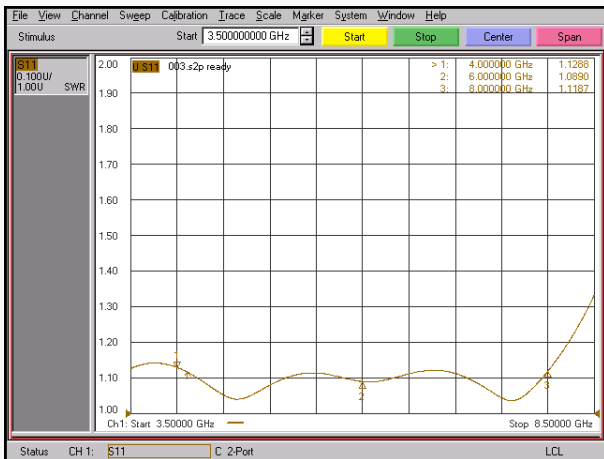
Insertion loss/Amplitude imbalance



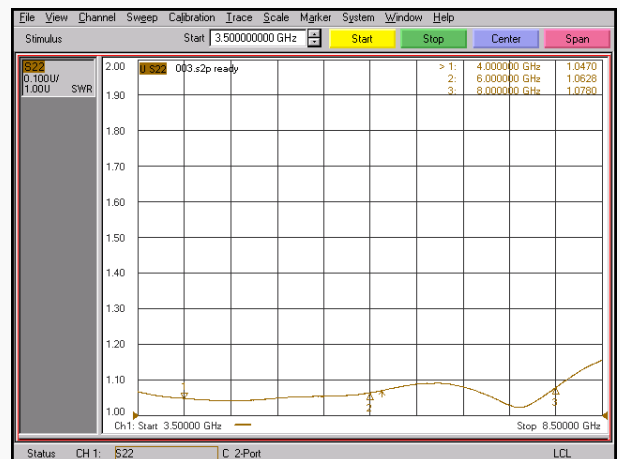
Phase Imbalance



Input VSWR



Output VSWR



Isolation

