

Withwave's Power Divider offers frequency range from 0.5 to 6 GHz and low insertion loss & VSWR. This divider (PD0560-2-SF) is capable of handing power up to 20 Watts.

■ Features

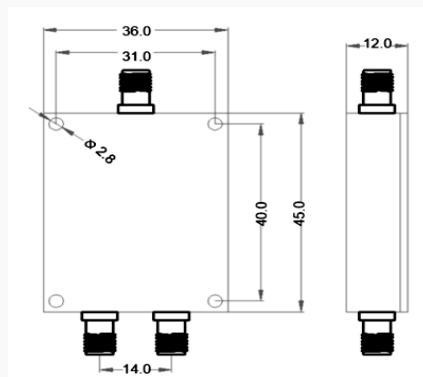
- 2 Way Type
- SMA Connector (Female)
- Power Handling : 20 Watt



■ Specification

Scope	Specification	PD-0560-2-SF
Electrical	Impedance	50 Ohm
	Freq. range	0.5 to 6 GHz
	Insertion Loss (Max.)	4.0 dB
	Isolation (Min.)	18 dB
	VSWR (Max.)	Input 1.45 : 1 Output 1.25 : 1
	Amplitude Imbalance	± 0.3 dB
	Phase Imbalance	± 3 deg
	Power Handling	20 W
	Reverse Power	2 W
Mechanical & Environmental	Port Connector	SMA (Female)
	Weight	43 g
	Operation Temperature	-55 °C to +85 °C

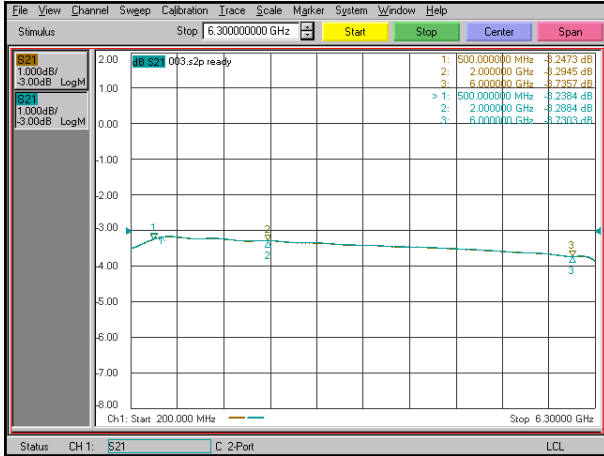
■ Drawing



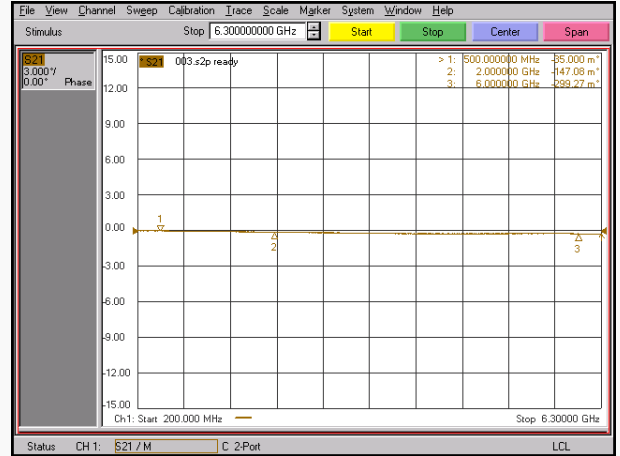
Unit : mm

Measurement

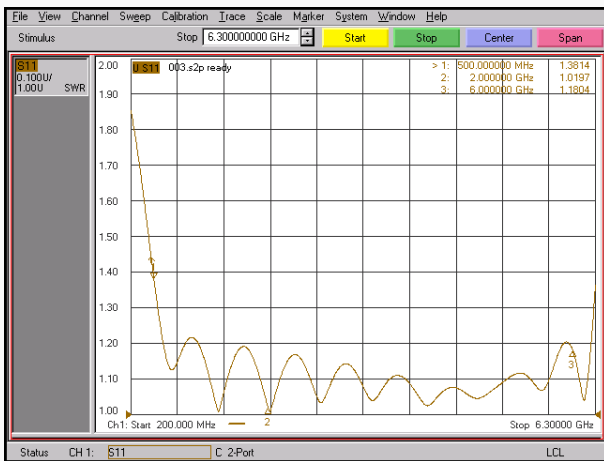
Insertion loss/Amplitude imbalance



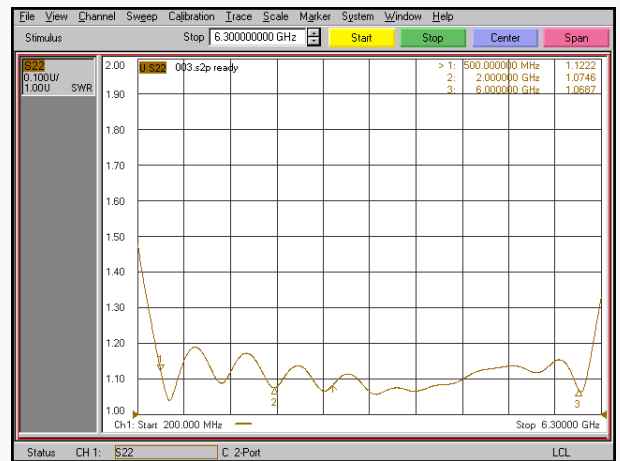
Phase Imbalance



Input VSWR



Output VSWR



Isolation

